


---

Welcome to the world of  
functional dentistry



**JMA+**  
**Analysier**

zebris

# Simple and reliable - the zebris jaw registration systems **JMTracker+** and **JMAlyser+**

The zebris *JMTracker+* and *JMAlyser+* jaw registration systems record all degrees of the lower jaw's mobility contact-free through a method which measures the travel time of ultrasound impulses.

The measuring systems are comprised of a face bow with integrated receiver modules and an optimally balanced lower jaw sensor. They win over our customers through their simple operation and compact dimensions.

The face bow can be put on in just a few simple steps. Time-consuming adjustments no longer need to be carried out to fit the device to the patient's head. The lower jaw sensor is fixed to the paraocclusal lower jaw attachment by means of a magnetic holder.

The scope of measuring enables functional, analytical examinations, the determination of a neuromuscular jaw relation, as well as the issuance of the adjustment parameters of mechanical and virtual articulators.

The systems contain an interface which enables XML files containing the individual movement data to be exported to CAD/CAM systems, and are connected to the digital surface data from model scanners or intraoral scanners via their patented bite forks.

The handy basic unit is comfortably worn by the patient via a retaining strap on the body. The measured data is transmitted to the evaluation computer wirelessly via Bluetooth or via USB interface. Alternatively, the *JMAlyser+*'s basic unit, together with an optionally-available camera, can be mounted to a system carrier.

What's more, the *JMAlyser+* is equipped with four analog channels, thus making it suitable for EMG analysis of muscle function.



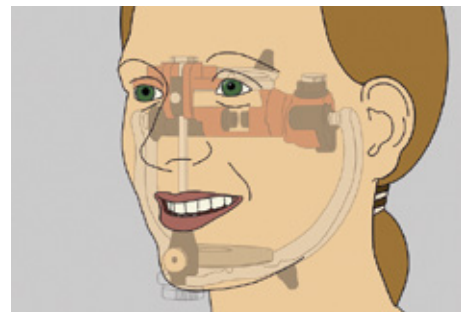
The pointer function enables the recording of the facial profile or of any optional points in the joint region, as well as on the occlusal surface.



Safe and comfortable – the face bow has cushioned supporting surfaces and a supporting band which runs over the head.



The face bow is adjusted to fit the head via the adjustable nasion adapter and the porion earpieces.



The software's basic module enables you to program articulators and export real movement data

## The EMG module analyses muscle function



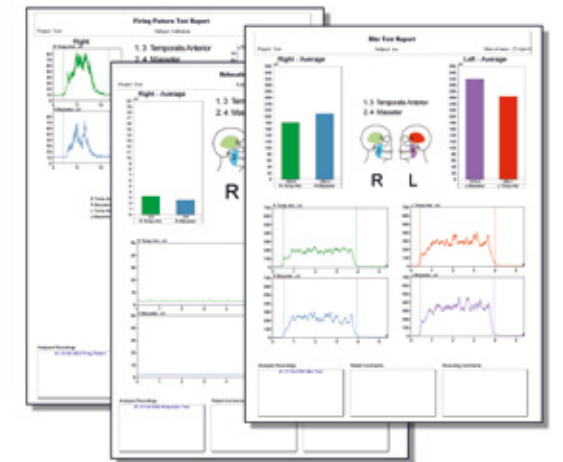
The optionally available 4-channel EMG module enables the analysis of muscle action potentials through bipolar skin surface electrodes.

The system enables functional tests of the anterior temporalis and masseter muscle groups.

Conduction occurs on both sides via electrode cables with integrated measuring amplifiers. EMG activity is detected precisely and reliably without any cable artefacts.



The EMG module contains everything required to upgrade the *JMAlyser+* with 4 analog channels, 4 EMG amplifier cables and the software extension.





# Compact and portable – the complete systems



The *JMTracker+* contains:

- Basic unit with power supply
- Face bow with receiver modules
- Lower jaw sensor
- Accessories:  
Attachments, pointer,  
Porion earpieces with bracket
- WINJAW+ dental software  
with basic module articulator
- User manual
- Transport case

The *JMAnalyser+* contains:

- Basic unit with 4 analog  
channels and ¼ inch bracket  
and power supply
- Face bow with receiver modules
- Lower jaw sensor
- Accessories: Attachments, pointer,  
Porion earpieces with bracket
- WINJAW+ dental software with  
basic module articulator
- User manual
- Transport case

Optionally available:

- Footswitch,  
manual switch (cordless)
- Software extension modules
- 4-channel EMG module
- System carrier

Operation takes place via a  
commercially-available PC  
with Windows 10.

Distributed by:



Transport case