zebris



NEW
JMA-Optic USB-S

THE DIGITAL FACEBOW JMA-OPTIC

Accurate fit of dental prosthetics by considering physiological movement patterns

WELCOME TO THE WORLD OF FUNCTIONAL DIGITAL DENTISTRY

The JMA-Optic system from zebris sets new standards in digital dentistry.

The system provides a reliable data basis for precisely fitting dental restorations, accurate treatment planning, and seamless communication with the dental laboratory.

Thanks to state-of-the-art optical sensor technology, it enables a detailed analysis of all degrees of freedom of mandibular movement.

Its ease of use enables efficient integration into daily dental practice, with less chairside adjustment thanks to the use of physiological movement and position data.

Advantages at a glance...

SIMPLE
Straightforward and quick to use

TIME-SAVING
Less chairside adjustment

VERSATILE
Easily applicable attachments - for chairside use or as printed versions



COST-EFFICIENT
Low acquisition and maintenance costs

PRECISE
Each system is factory-calibrated throughout the entire measurement space

QUALITY
Certified medical device with precise measurement function

PRACTICAL
Mobile use, no external measuring device required

PORTABLE
Safely stored in a well-organized equipment case

THE DIGITAL FACEBOW

The JMA-Optic system from zebris provides a precise foundation for functional dental prosthetics and optimal patient care.



CE 2797

How JMA-Optic supports you in everyday dental practice

1. **Articulator**
   Transfer of the standardized or patient-specific maxillary position and all setting parameters to mechanical and virtual articulators.

2. **Dynamic digital occlusion analysis**
   Real-time display and analysis of frequent and summarized occlusal contacts.

3. **Determination of therapeutic jaw relations**
   Consideration of physiological movement patterns and condyle position.

4. **Transfer to external CAD systems**
   Data export of all relevant setting, position, and movement data.

5. **Documentation**
   Treatment traceability and security through clear evaluation reports.

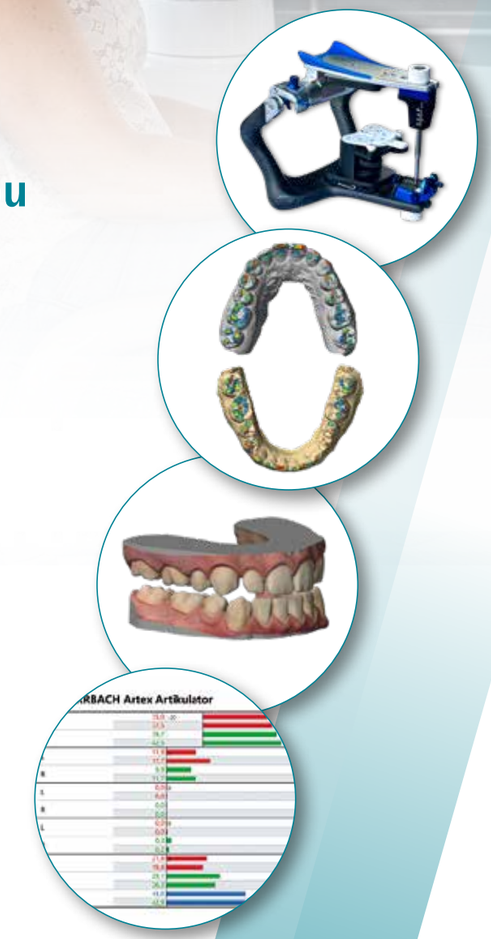

SOFTWARE MODULES

The new and easy-to-use ZFT – zebris Fast Transfer software module enables quick acquisition of real movement data and determination of articulator settings based on a standardized maxillary position.
The optional module extension enables a fully digital workflow using measurement data from intraoral scanners and various interfaces to external CAD programs.

Additional software modules support optimal use of the CEREC® system, determination of jaw relations for complete denture restorations, patient-specific determination of articulator-related maxillary positions and reference planes, as well as functional analyses.





FUNCTION AND DIGITAL OCCLUSION
Universal software module for determining articulator settings and jaw relations, as well as performing occlusal and functional analyses, among other applications.



CEREC® ARTICULATOR
Acquisition of all setting and movement parameters as well as import and combination with 3D scan data.



JAW RELATION
Determination of the neuromuscular jaw relation and joint parameters for partially and fully edentulous jaws.



ZFT – ZEBRIS FAST TRANSFER analogue/digital
Easy acquisition of real movement data and articulator-related parameters for analogue and fully digital workflows.



ATTACHMENT-DESIGNER
Individual planning and creation of printed attachments.

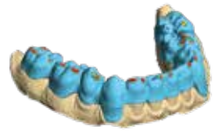

SPLINT DESIGNER
Creation of precisely fitting therapeutic comfort (CTS) and positioning splints (PTS).

Special zebris Software Features



BITE-OPTIMIZER
Correction of unwanted intersections in IO scans.



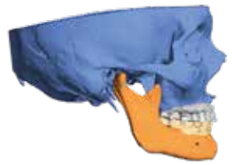

MATCHING OF IO SCANS, FACE SCANS, AND CBCT DATA
New possibilities for planning and treatment.



MORPHING OF FACIAL SOFT TISSUES
Visualization of facial aesthetics in any jaw positions and movements.

Transfer to external CAD Systems

exocad · MEDIT · SCHEU Dental Technology · Baumann Dental
3shape · SICAT · OnyxCeph³™
Zirkonzahn · Dentsply Sirona · smilecloud

SYSTEM VERSIONS

The JMA-Optic system is available in three variants

NEW

JMA-OPTIC USB-S
The smart and cost-effective system with simple head mount using two temples. **Data transfer: USB**



JMA-OPTIC USB
The proven system with head mount using support pads and an overhead strap. **Data transfer: USB**



JMA-OPTIC WLAN
The wireless system with head mount using support pads and an overhead strap. **Data transfer: Wi-Fi or USB**



MEASUREMENT COMPONENTS AND ACCESSORIES



Digital facebow
...with a high-precision optical sensor



Attachment
...for attaching the sensor to the lower jaw



Bite fork
...for transferring the upper jaw position to the articulator



Alignment fork
...for measuring the upper jaw position



T-Pointer and Positioning Bow
...for determining the condylar position and facial features



Notebook Cart
...order the system with a pre-installed notebook



Foot or hand switch
...for remote control of the software and measurement process



Table mount
...for safe storage and wireless charging



Transport Case
...for safe storage and mobile use of all system versions

THE ZEBRIS CUSTOMER PLATFORM

Coming soon

Your digital hub for service, support, and collaboration

The zebris Customer Platform is your digital companion for optimal use of the zebris JMA-Optic System. From secure data storage and user rights management to support and service functions – all combined on one platform.

Services and Features of our Customer Platform

- **Central Data Storage & Data Sharing**
  Access your data from anywhere and share it with your team.
- **Cross-location collaboration**
  All practice or laboratory locations work on a shared data platform.
- **Secure backup (optional)**
  Prevent data loss through regular automatic backups.
- **Client & user management**
  Individual user rights for efficient and secure administration.
- **Support ticket system**
  Direct contact with the zebris service team for quick issue resolution.
- **Knowledge base & documentation**
  Access to user manuals, guides, FAQs and training videos.
- **Product status & accessory overview**
  Keep track of your devices and available accessories.
- **Partner network**
  Find experts and connect with fellow professionals.
- **Product videos & scientific literature**
  Gain valuable insights into practical use and current research findings.

Find out more:
www.zebris.de/zcp



zebris



FIND OUT MORE

TEL.: +49 75 62 - 9 72 60
info@zebris.de

www.zebris.de

zebris Medical GmbH
Am Galgenbühl 14
88316 Isny, Germany

©zebris 11/2026
© www.monzillo.de, AdobeStock
All information is subject to change.
Technical specifications and content
may be modified without prior notice.